


Saving the Time and Attendance Clock to Your Smartphone

 time-help.frontlineeducation.com/hc/en-us/articles/115003571128-Saving-the-Time-and-Attendance-Clock-to-Your-Smartphone

While there is no app to install, you can easily save a direct link to the time and attendance website on your smartphone screen! The options will vary depending on the operating system installed. Below are the most common configurations.

To learn how to access time and attendance on your smartphone, [click here!](#)

iPhone, iPad, and iPod Touch

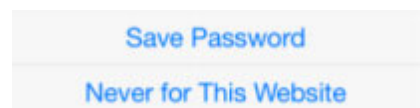
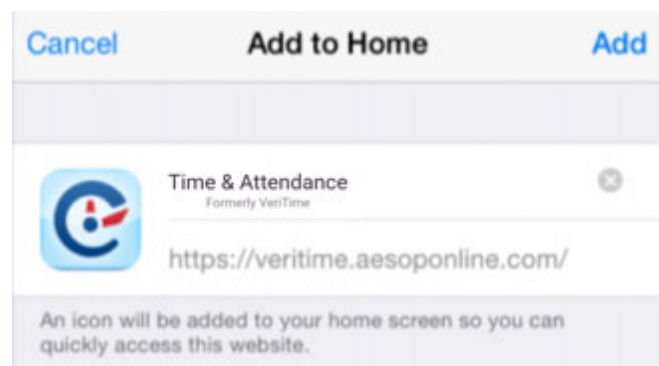

First, launch the Safari browser and navigate to veritime.aesoponline.com. Then, tap the **Share** button.



Then, tap the **Add to Home Screen** icon in the "Share" menu.

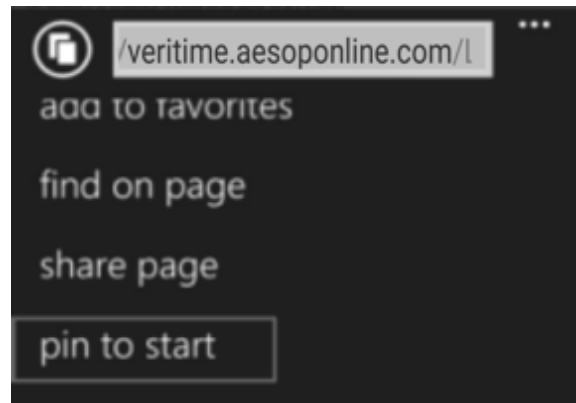
Name the shortcut and then click **Add**. The shortcut can be dragged around and placed anywhere, including in app folders.

You will be asked if you would like to save your login ID and PIN to auto-fill on future logins. Simply tap your preference to proceed.



Windows Phone

Open <https://www.veritime.aesoponline.com> in Internet Explorer and then tap the ... button. Next, tap **Pin to Start** in the menu that appears.



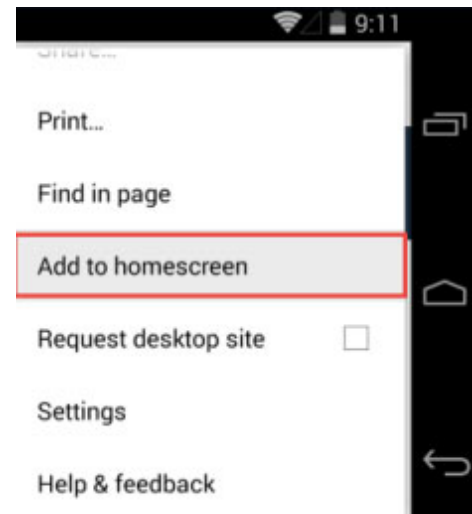
Android

Open <https://www.veritime.aesoponline.com> in an Android browser. For this example, we will use Chrome. Now, tap the **menu button** and tab **Add to homescreen**.

Enter a name for the shortcut and Chrome will add it to your smartphone. It will look like any other app shortcut or widget, so you can drag it around and put it wherever you like. Other popular Android browsers also offer this feature in a similar process.

Was this article helpful?

Have more questions? [Submit a request](#)



Recently viewed articles

© Copyright 2017 Frontline Education