

Quick Start Guide for Families

Using the Student Learning Center

Welcome to *Everyday Mathematics!*

Your student is in a classroom using *Everyday Mathematics* and will be accessing online resources. Below is the login information to access these materials on your home computer. Your student's teacher may choose to use simplified logins for the class. If so, you will receive a special url for your student's class, with a simple three-symbol password.

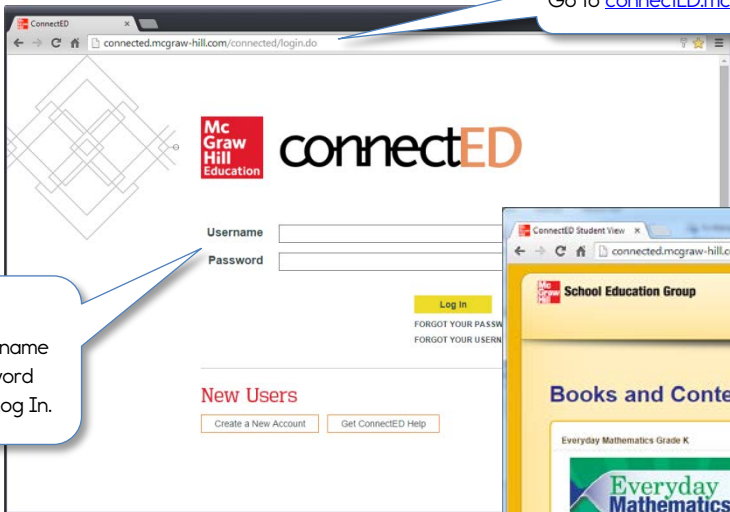
connectED.mcgraw-hill.com

username: _____

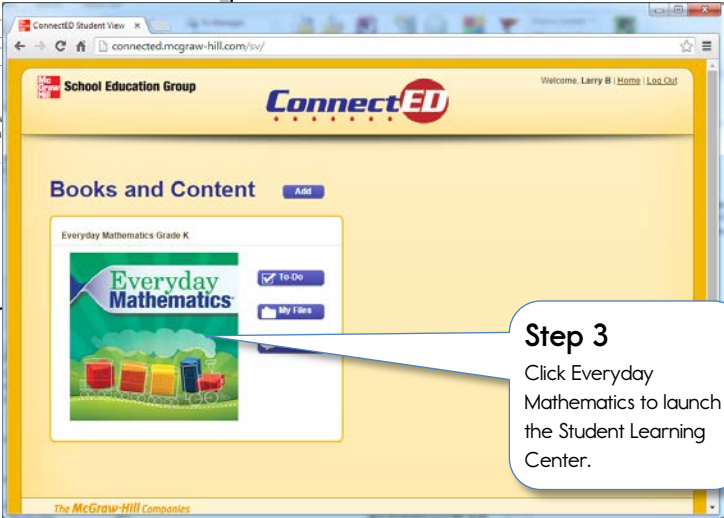
password: _____

Step 1
Go to connectED.mcgraw-hill.com.

Step 2
Enter username and password and click Log In.



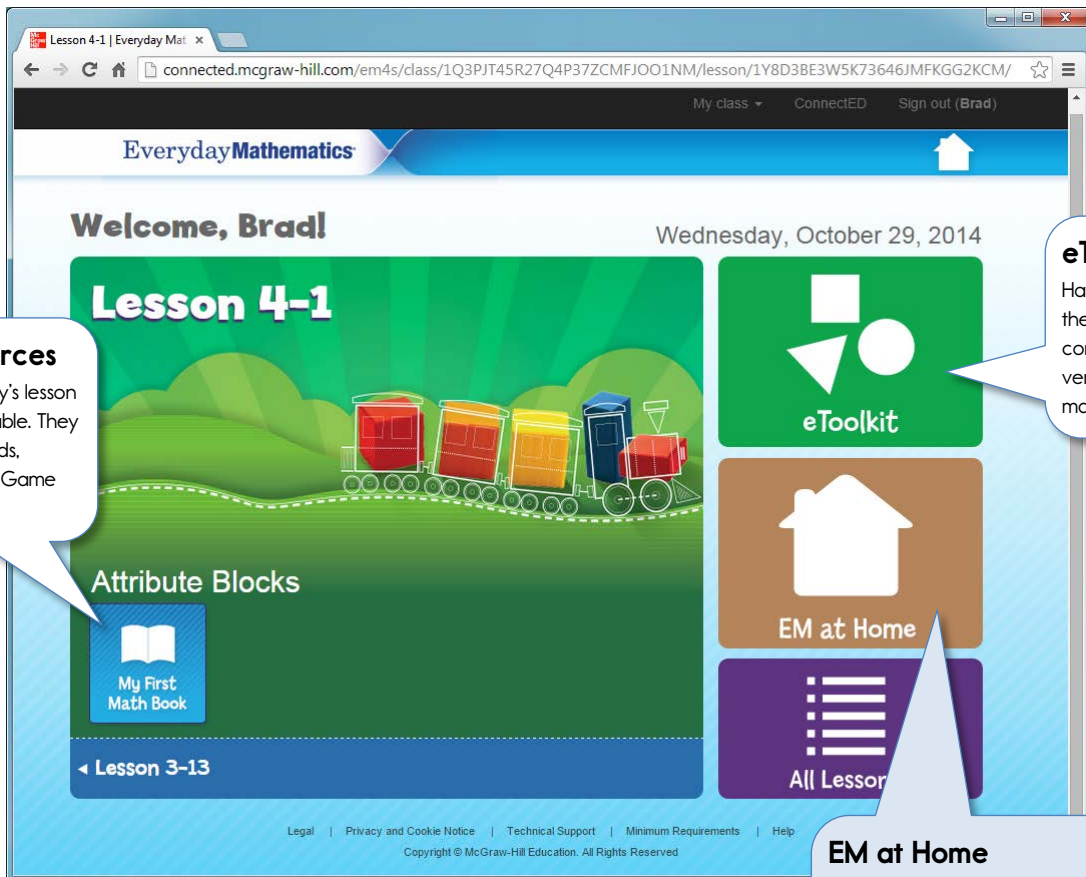
connectED.mcgraw-hill.com



Step 3
Click *Everyday Mathematics* to launch the Student Learning Center.

Exploring the *Everyday Mathematics* Student Learning Center

After you login, your student will come to the lesson landing page. The landing page always shows today's lesson.



Lesson Resources

Resources for today's lesson will be here, if available. They include Activity Cards, Activity Sheets, and Game sheets.

eToolkit

Have fun exploring the eToolkit, which contains virtual versions of math manipulatives.

EM at Home

Links to resources for families. Includes PDFs of Home Links, Family Letters, a literature list, and more.

COMING DECEMBER 2014

EM Games Online

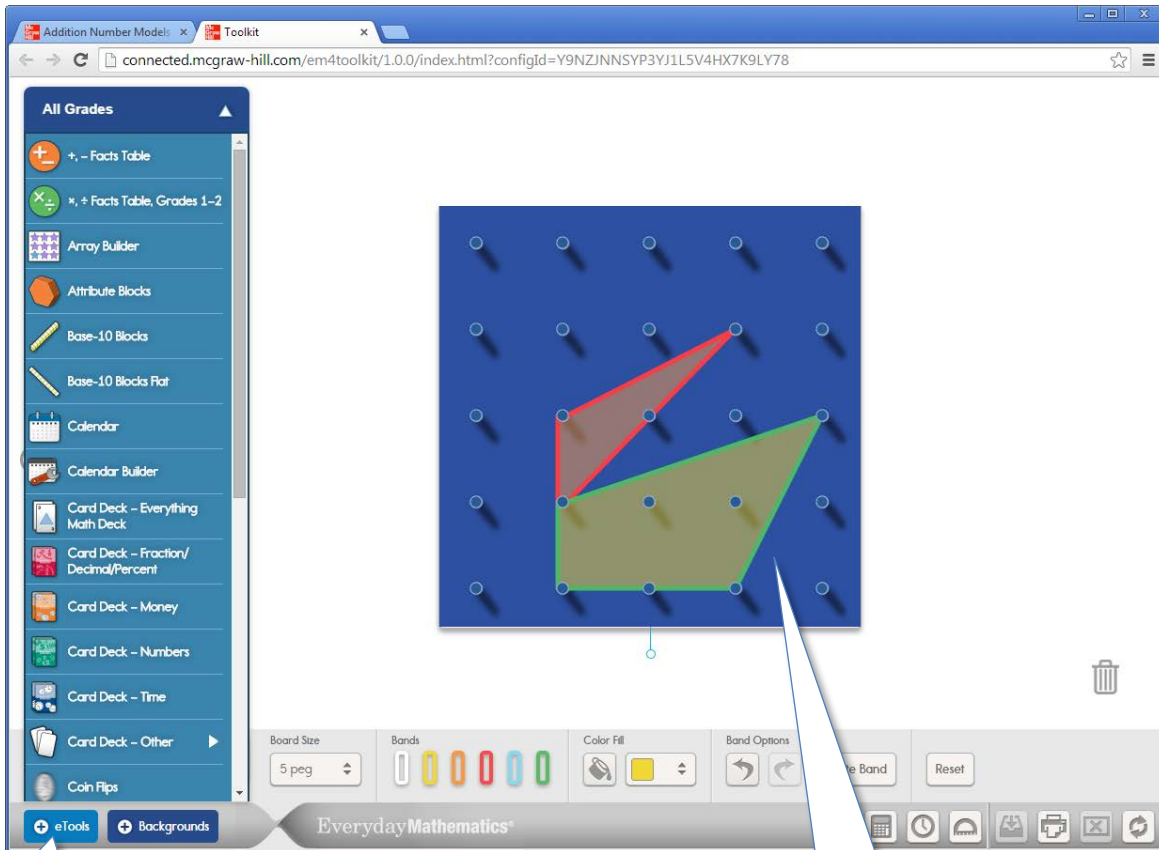
In December, we will add a new tile to this page to access EM Games Online. You will be able to play games with your student like the ones they play at school.

COMING DECEMBER 2014

NEXT Click the green eToolkit tile.

eToolkit

You and your student may have fun exploring the eTools the eToolkit. The eToolkit will open in a new tab or window, with access to all eTools in the eToolkit.



eTools

Click the eTools button to open a menu that shows all the eTools available. Click on the eTool you would like to explore.

Drag the eTool to the Workspace

Drag the eTool into the workspace. Use the panel at the bottom to change the settings of the eTool.