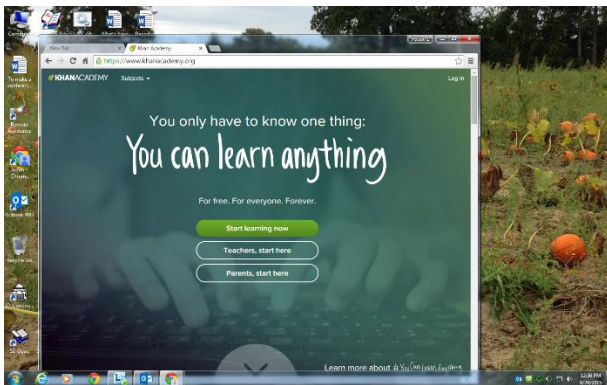


## Practice PSAT AND SAT Tests

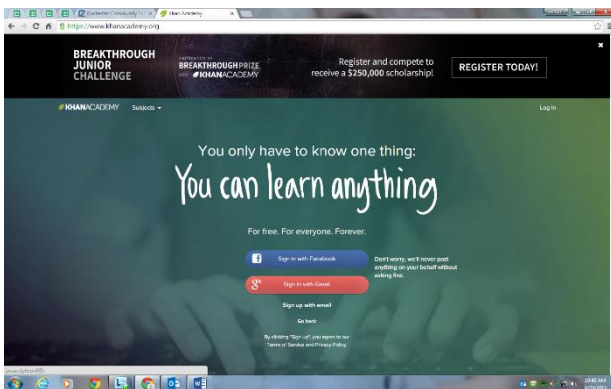
**Khan Academy** offers practice exercises, instructional videos, and a personalized learning dashboard that empower learners to study at their own pace in and outside of the classroom. They tackle math, science, computer programming, history, art history, economics, and more. Students can also access free online PSAT and SAT tests.

[www.khanacademy.org](http://www.khanacademy.org)

Recommendation: Open up Google Chrome and enter the web address, [www.khanacademy.org](http://www.khanacademy.org). There is also a link to Khan Academy on the Stoney Creek Media Center Website under Electronic Resources/In School and From Home.



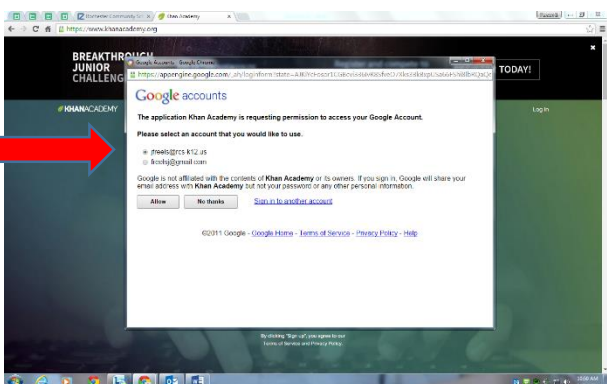
Click on "Start Learning Now"



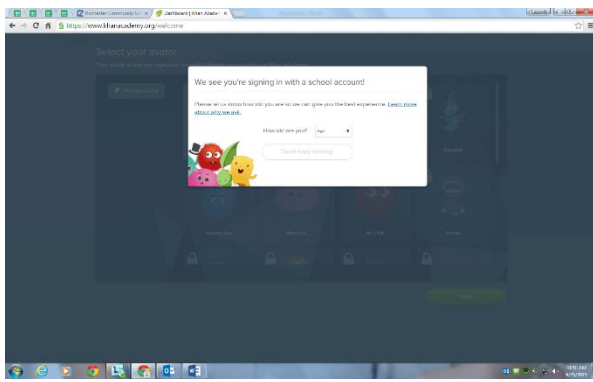
Click on **Sign in With Gmail** (red box)

Choose your school email address ([computerlogin@rcs-k12.us](mailto:computerlogin@rcs-k12.us))\*

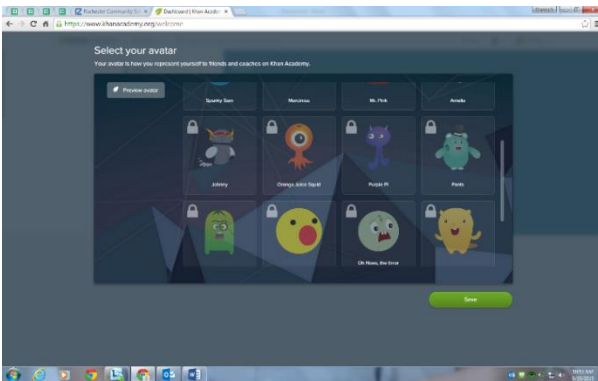
\*We encourage you to register using your school gmail account ([computerlogin@rcs-k12.us](mailto:computerlogin@rcs-k12.us)). If you have not activated it yet or it isn't accessible you may register using your personal email.



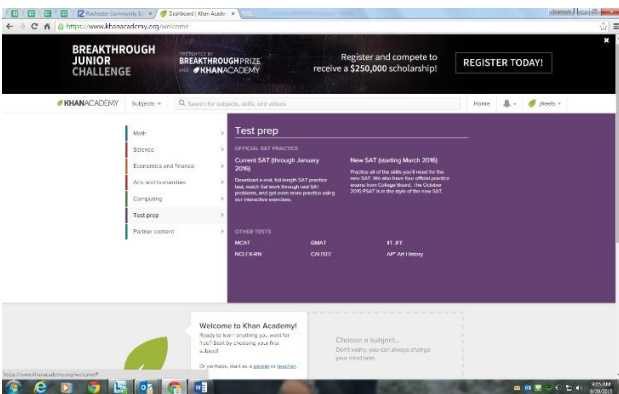
Click ALLOW (Your school email @rcs-k12.us should have the circle filled in)



You will see a box that says “We See You Are Signing In With a School Account.” Indicate your age and then click DONE! Keep Learning. You will be taken to a screen where you will need to choose an avatar.

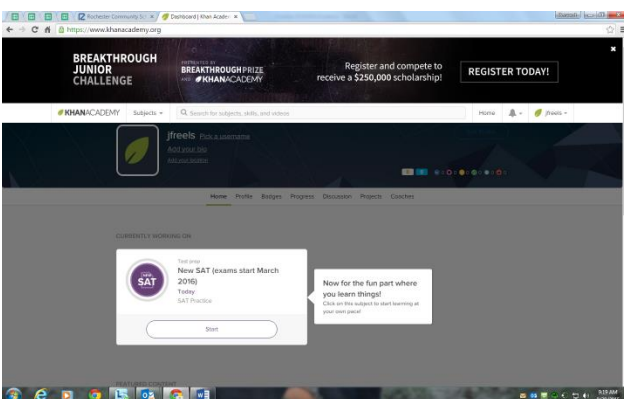


Select an avatar (use the scrollbar to access all). Click the green SAVE.

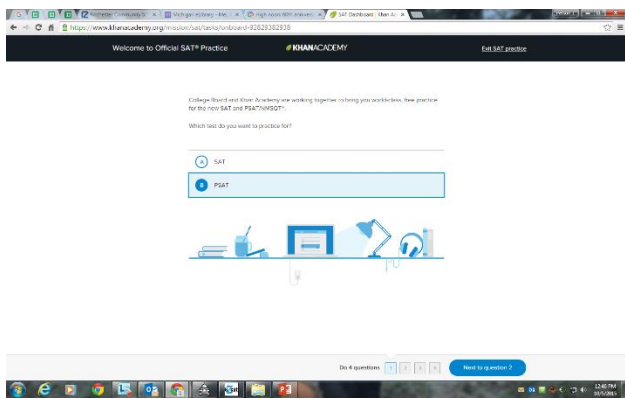


Hover over TEST PREP. A purple box will appear that will allow you to select from two SAT tests – the current one (through January 2016) and the new one (through March 2016). Choose the new one (through March 2016).

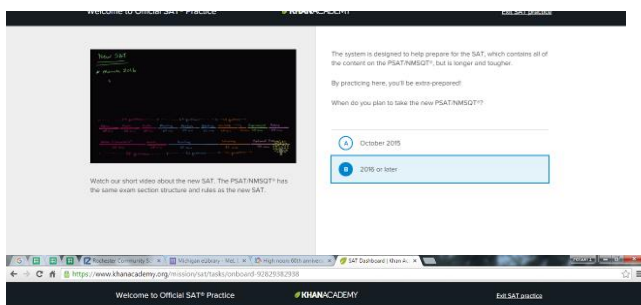
Click on the New SAT link



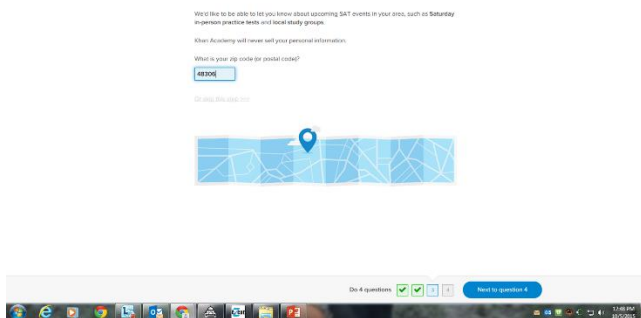
Click start, follow the prompts to begin testing. You will have a few questions to answer before actually starting the practice tests.



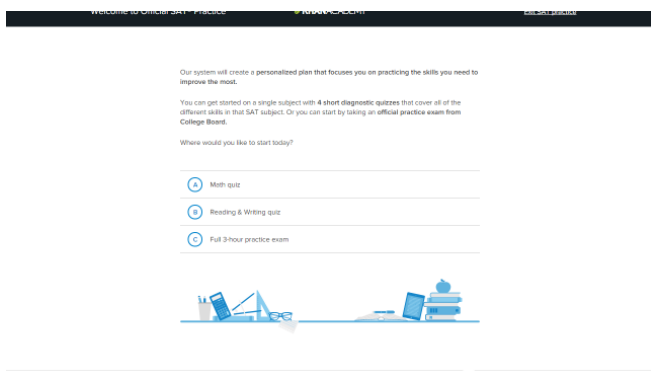
Make sure that “B” is selected for PSAT. Click on the blue “Next to Question 2”



Click on “B” for date of test (2016 or later)

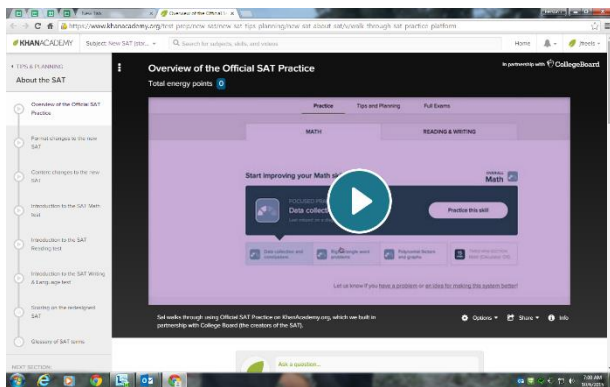


Enter the school zip code or your home zip code to receive notifications about upcoming SAT events nearby. Click on the blue “Next to Question 4”

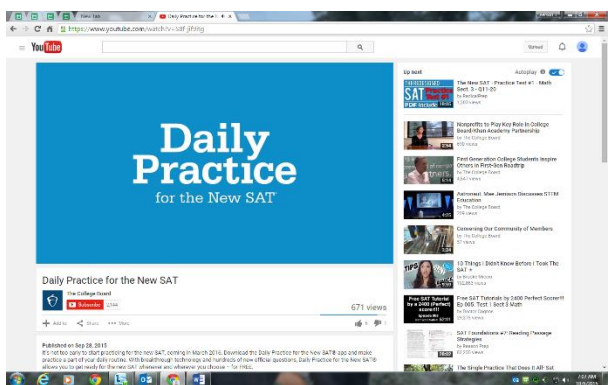


Wait for instructions before selecting one of the options:

At this point you can decide to take a short math quiz, reading and writing quiz or the full 3 hour practice exam. Once you have selected one of the options, click on the blue, “Let’s do this thing!”

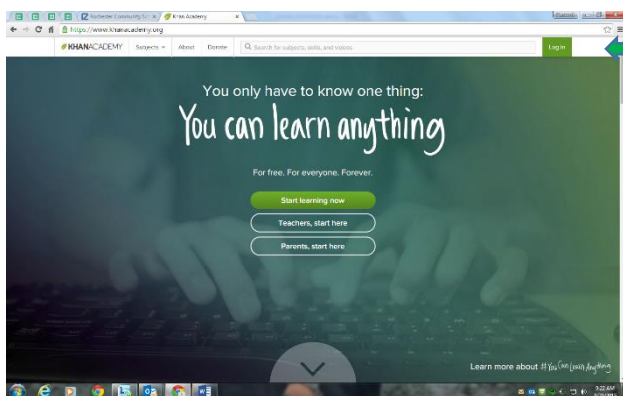


Optional video clip: Your instructor may choose to show a brief video clip at this point. The video clip can be accessed at <https://www.khanacademy.org/test-prep/new-sat/new-sat-tips-planning/new-sat-about-sat/v/walk-through-sat-practice-platform>



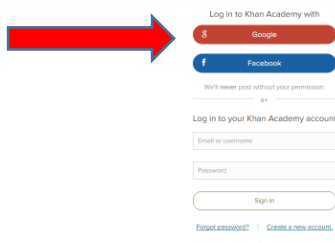
Check out this youtube video clip that highlights an app that you can use on your mobile device for more practice testing.

<https://www.youtube.com/watch?v=S8f-jif9itg>



To access Khan Academy ([www.khanacademy.org](http://www.khanacademy.org)) after initially registering – you will click on Login in the top right hand corner.

\*We prefer you register for Khan Academy using your school issued gmail account. If your school email account is not working or has not been activated you may also register using your personal email account.



If you are logging in (already have a registered account) click on the red “Google” oblong (if you originally registered using your school email). If you used a private email to register, enter your email address and password. Do not enter your school email in the email and password boxes. If you registered using your school email @rcs-k12.us then you must enter through the red “Google.”